

# FLOS

F020H2JH033 Anthracite

## Outgraze 35 Easy L 300 mm Anthracite

Designed by FLOS Outdoor



24V remote power supply and installation brackets to be ordered separately.  
Dimmable PWM luminaires. Sandblasted glass.

Are you a professional and your project needs consulting and support?

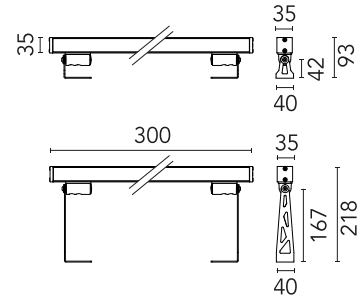
[BOOK AN APPOINTMENT](#)

### Main specifications


|                  |                          |
|------------------|--------------------------|
| Mounting         | Ceiling and wall surface |
| Environments     | Outdoor wet location     |
| LED type         | Power LED                |
| Lamp category    | LED                      |
| Iicos            | No                       |
| Power (W)        | 4.50                     |
| System flux (lm) | 190                      |

### Physical

|                         |            |
|-------------------------|------------|
| Colour                  | Anthracite |
| Trim                    | No         |
| Orientation             | Adjustable |
| Transversal tilting (°) | 180        |
| Length (mm)             | 300        |
| Net weight (kg)         | 0.8        |
| IP internal             | 66         |




### Download

[Mounting instructions](#)  ZIP

### Photometric Files

[LDT / IES](#)  ZIP

### Technical Drawings

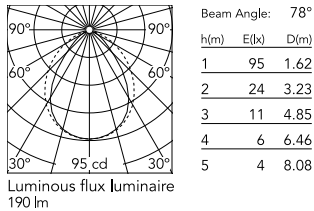
[2D](#)  ZIP

[3D](#)  ZIP

[Bim](#)  ZIP



## Schematic light drawing



## Photometric

|                        |           |
|------------------------|-----------|
| Lighting type          | Direct    |
| Light distribution     | Symmetric |
| CCT (K)                | 2700      |
| CRI>                   | 80        |
| Beam angle C0-180 (°)  | 90        |
| Beam angle C90-270 (°) | 90        |

## Electrical

|                    |                                      |
|--------------------|--------------------------------------|
| Insulation class   | III                                  |
| Frequency (Hz)     | 50-60                                |
| Main voltage (Vac) | 24                                   |
| Driver             | Remote                               |
| Dimmable           | Yes                                  |
| Dimming type       | Dimmable DALI PWM, Dimmable 1-10 PWM |
| Emergency type     | No                                   |

## Ecodesign and Energy Labelling

This product contains a light source of energy efficiency class E



Replaceable (LED only) light source by a professional



Replaceable control gear by a professional

## Notes

We recommend using a connection system with a degree of protection greater than or equal to the degree of protection of the luminaire.

During the installation and the maintenance of the fixtures it is important to be careful and avoid damages on the paint coating.

Damages on the coating exposed to outdoor conditions or water, could cause corrosion.

Chemical substances affect the anticorrosion covering protection.

For LED fixtures, there is evidence that most of the damages are connected to electrical effects related to the insulations, which cause destructive electrical discharges

These effects are frequently caused by:

- over voltage coming from the mains' network where fixture is connected.
- electrostatic discharge (ESD) coming from the environment.

The use of a protective device against the overvoltage on the electrical installation is warmly suggest this helps to reduce the intensity of some of these phenomenon and prevent irreversible damages. The selection of the type of device to be used must be adjust on the electrical plant.

## Accessories & Power Supply



REQUIRED  
Accessory

F021Z100000

4-pole plug&play connector + 4-pole cable, 5000 mm length.



REQUIRED  
Accessory

F1204033

One pair of long brackets L 200 mm. Anthracite



REQUIRED  
Accessory

F1203033

One pair of short brackets L 80 mm. Anthracite



REQUIRED  
Accessory

F021Z010000

Plug&play connector 4 poles



REQUIRED  
Power supply

F990B07A000

CONTROL INTERFACE 24V PWM - DALI IP20 CLASS III. Vin 24Vdc 120W (POWER SUPPLY NOT INCLUDED)



REQUIRED  
Power supply

F990B14A000

CONTROL INTERFACE 24V PWM - 1..10V IP20 CLASS III. VIN 24Vdc 120W (POWER SUPPLY NOT INCLUDED)



REQUIRED  
Accessory

F990C00A000

2 way terminal block 4 poles IP68 H20 stop. (ø5,5÷12mm cable)



REQUIRED  
Accessory

F990C010000

3/4 way terminal block 4 poles IP68 H20 stop. (ø5,5÷12mm cable)



REQUIRED  
Power supply

RF25749

Power supply 24Vdc 70W / 220-240V IP67 Class II selv. Non Dimmable



REQUIRED  
Power supply

RF25755

Power supply 24Vdc 50W / 120-240V IP67 Class II selv. Non Dimmable



REQUIRED  
Power supply

RF25756

Power supply 24Vdc 100W / 120-240V IP67 Class II selv.Non Dimmable