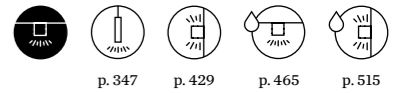
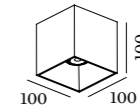
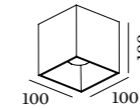


# BOX

## CEILING SURFACE



p. 347 p. 429 p. 465 p. 515



### 1.0 LED

LED 8W | 220-240VAC | 50-60Hz  
COB 3-step | incl. PS | phase-cut dim  
aluminium powder coated  
brushed

0.74kg IP20 0.3-1 32°

Color	CODE
White	146164W
Grey	146164L
Gold	146164G
Brown	146164Q
Copper	146164P
Black	146164B

### Light Colour Selection

Temp	LUMEN	CRI	CODE
2700K	580	>80	2
3000K	610	>80	4
1800-2850K	390	>95	9

### 1.0 PAR16

PAR16 max.35W | GU10  
100-240VAC | 50-60Hz  
aluminium powder coated  
brushed

0.66kg IP20 0.9-1

Color	CODE
White	146120W0
Grey	146120L0
Gold	146120G0
Brown	146120Q0
Copper	146120P0
Black	146120B0

### OPTIONAL

PAR16 LED GU10 7W  
phase-cut dim


Temp	CODE
2700K	901228W2
3000K	901228W4
1800-2850K	901229S9

more lamps and specs on page 593

### OPTIONAL

single inner reflector max. 10W

Color	CODE
White	911211W1
Gold	911211G1
Black	911211B1



single inner cover max. 10W

Color	CODE
White	911011W1
Gold	911011G1
Black	911011B1

